

THERMOSPAN® 200 INSULATED SECTIONAL STEEL DOORS



PREMIUM THERMAL EFFICIENCY AND LOW MAINTENANCE

Wayne Dalton's Thermospan® 200 provides premium thermal efficiency and low maintenance costs, resulting in a door that costs less to own.


Thermospan® 200 are the only doors in the industry with patented, roll-formed integral struts on each section, making them the most rigid doors available.

- » **PREMIUM THERMAL QUALITIES**
U-FACTOR  : 0.12, R-VALUE: 17.50
THERMAL BREAK
- » **2 INTEGRAL STEEL STRUTS PER SECTION FOR SUPERIOR STRENGTH AND RIGIDITY**
- » **STANDARD SIZES UP TO 40'2" WIDE AND 32'1" HIGH**
- » **CFC AND HCFC FREE - FULLY ENCAPSULATED INSULATION**

THERMOSPAN® 200

STANDARD FEATURES OVERVIEW

THERMAL EFFICIENCY

U-FACTOR* 	0.12
R-VALUE**	17.50 (3.09 W/Msq)
THERMAL BREAK	Thermoplastic adhesive with rubber seal
AIR INFILTRATION	0.17 cfm/ft2

CONSTRUCTION

SECTION THICKNESS	2" (51 mm)
INTEGRAL STRUTS	Two 1-3/4" struts per section for strength and rigidity
MAX WIDTH	40'2" (12,243 mm)
MAX HEIGHT	32'1" (9,779 mm)
EXTERIOR STEEL	.015" (.35 mm)
INTERIOR PER SECTION	Roll formed with two 1-3/4" integral struts sealed with polypropylene rib caps
STANDARD SPRINGS	10,000 cycle

CODES AND ASTM STANDARD CLASS

STC (ASTM E 413)	Class 22
OITC (ASTM E 1332)	Class 19
ASTM E 84	Class A
UBC 17-5	Meets
ASTM D 1929	Flash ignition = 734 ° F Self ignition = 950 ° F

WARRANTY


TERMS	Ten (10) years against cracking, splitting, rust deterioration and delamination. One (1) year against defects in material and workmanship.
-------	---

OPTIONS

- Pass door
- Vision lites
- Aluminum full-view sections
- Chain hoist operation
- Motor operation
- Sensing edges
- Photo eyes
- High cycle spring (25k, 50k, 100k)
- 3" Track option
- Solid shafts
- Perimeter weatherseal
- Special track designs
- Mullions



Wayne Dalton participates in the DASMA Thermal Performance Verification Program. The program verifies the thermal performance of sectional doors. The lower the U-factor rating, the better the thermal performance.

 Symbol indicates verified U-factor rating in accordance with the DASMA Thermal Performance Verification Program.


*U-factor is independently tested and verified per ANSI/DASMA 105 using solid doors and specific product sizes.

**Wayne Dalton uses a calculated door section R-value for our insulated doors.

For those who make thermal efficiency, durability and strength a high priority, the Thermospan® 200 is the ideal choice in sectional doors.

Wayne Dalton's Thermospan® 200 features an innovative thermal break that keeps the interior skin at room temperature, preventing condensation and frost to help resist corrosion. Flexible vinyl bulb seal and non-corrosive polymer retainer prevent water and air infiltration at the bottom of the door.

MATERIALS AND CONSTRUCTION

Continuous foamed-in-place polyurethane insulation and a non-conductive thermal break between the inner and outer skins combine to provide a U-factor  of 0.12 and an R-value of 17.50.

Features two patented 1-3/4" integral roll-formed struts per section providing the highest strength-to-weight ratio.

Virtually maintenance free due to the hot-dipped galvanized steel that is factory finished with pre-painted primer and baked on finish.

Reinforcement plates are located at all hardware attachment locations. Industry standard commercial-grade, heavy-duty, hardware also contribute to the long service life of Thermospan® 200.

FINISH OPTIONS



White embossed stucco



Tan embossed stucco



Brown embossed stucco



Thermospan® 200 is available with the TruChoice® Color System, Wayne Dalton's custom painting process that offers more than 6,000 colors. See dealer for details.

Actual colors may vary from brochure due to fluctuations in the printing process. Always request a color sample from your Dealer for accurate color matching.

INSULATED SECTIONAL STEEL DOOR



LITE OPTIONS



Thermolite™ 24" x 6"



Full-view lites

DOOR CONSTRUCTION

Joint seal — prevents air infiltration and saves energy.

Thermal break — separates inner and outer skins so virtually no heat or cold is conducted through section. Prepainted inner and outer skins for added corrosion-resistance.

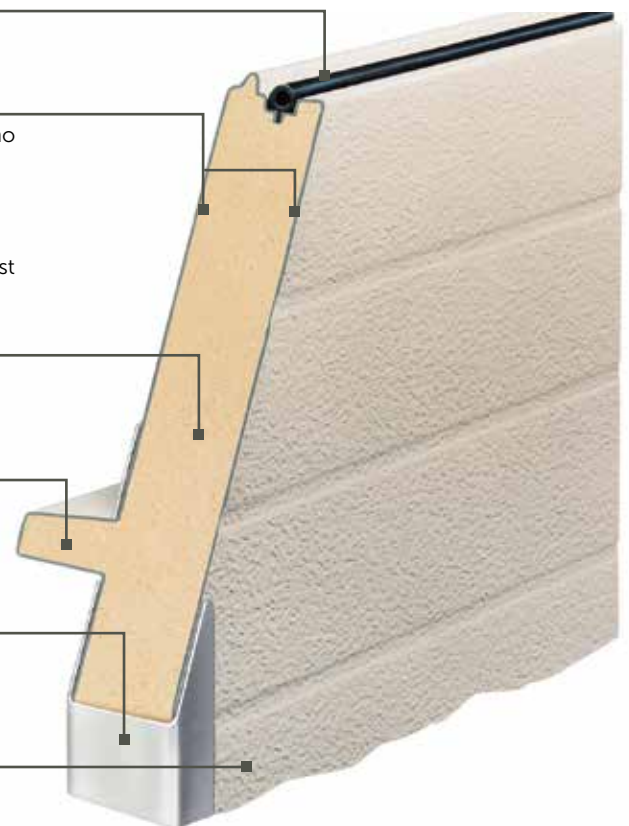
NOTE: Both skins are also hot-dipped galvanized steel for further protection against corrosion.

Solid polyurethane core — provides maximum thermal efficiency and adds to quiet operation and strength.

Integral struts — Two 1-³/₄" patented, integral roll-formed struts per section increases rigidity and strength.

Two-inch nominal thickness —

Embossed pinstripping (grooves) on Thermospan® 200's embossed stucco outer skin adds strength and enhances appearance.



Wind load options available



GENERAL OPERATING CLEARANCES

TYPE	HEADROOM		SIDEROOM		DEPTH INTO ROOM	CENTER LINE OF SPRINGS	
	2" TRACK	3" TRACK	2" TRACK	3" TRACK	2" AND 3" TRACK	2" TRACK	3" TRACK
Standard Lift Manual 12" R	13"-17"	NA	4.5"	5.5"	Opening Height +18"	Opening Height +12"	N/A
Standard Lift Manual 15" R	15"-20"	16"-21"				Opening Height +13"	Opening Height +14"
Standard Lift Motor Oper. 12" R	15"-20"	NA			Opening Height +66"	Opening Height +12"	N/A
Standard Lift Motor Oper. 15" R	15"-20"	18"-24"				Opening Height +13"	Opening Height +14"
High Lift Manual	High Lift +12"		24" One Side		Opening Height -Lift +30"	Opening Height +Lift +6.5"	Opening Height +Lift +7.5"
High Lift Motor Oper.							
Vertical Lift Manual	Door Height +20"		4.5"	5.5"	18"	Double Door Height +13"	
Vertical Lift Motor Oper.			24" One Side				
Low Headroom Manual	6"-15"	6"-15"	6"	9"	Opening Height +20" to -26"	N/A	
Low Headroom Motor Oper.	9"-17"	9"-17"			Opening Height +66"		

PANEL/SECTION SELECTION GUIDE

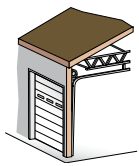
DOOR WIDTH	NUMBER OF PANELS	NUMBER OF LITES
Up to 9'2"	2	2
9'3" to 12'2"	3	3
12'3" to 16'2"	4	4
16'3" to 19'2"	5	5
19'3" to 24'2"	6	6
24'3" to 28'2"	7	7
28'3" to 32'2"	8	8
32'3" to 33'11"	9	9
34'0" to 36'11"	10	10
37'0" to 38'11"	11	11
39'0" to 40'2"	12	12

DOOR HEIGHT	NUMBER OF SECTIONS
Up to 8'1"	4
8'-8" to 10'1"	5
10'5" to 12'1"	6
12'2" to 14'1"	7
14'2" to 16'1"	8
22'-2" and Up	Call Factory

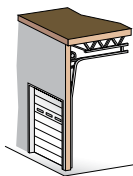
NOTES:

- 1) Springs must be rear mount to achieve minimum headroom listed. Front mount torsion headroom depends on drum size, and varies over the range listed.
- 2) 8" side-room required, one side, for doors with chain hoist.
- 3) Headroom for standard lift depends on drum size, and varies over the range listed.

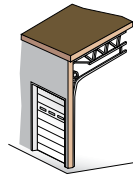
TRACK SELECTION GUIDE



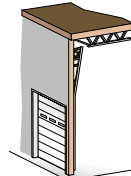
STANDARD LIFT



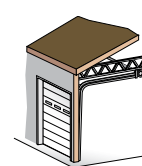
HIGH LIFT
break-away is standard, straight incline is available



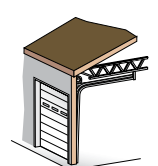
ROOF PITCH
standard or high lift



VERTICAL LIFT
break-away is standard, straight incline is available



LOW HEADROOM
rear mount torsion



LOW HEADROOM
front mount torsion



Architect Resource Center

Visit wayne-dalton.com/architect-resource-center to find our Architect Resource Center. In this tool, you will quickly find all of the specifications, drawings and documents you need to complete your project.

Wayne Dalton

DISTRIBUTED BY:

2501 S. State Hwy. 121 Bus., Ste 200
Lewisville, TX 75067

wayne-dalton.com

