



DOOR FEATURES

Pinch-Resistant Panels

designed to push fingers out of harms way.

3-layer construction

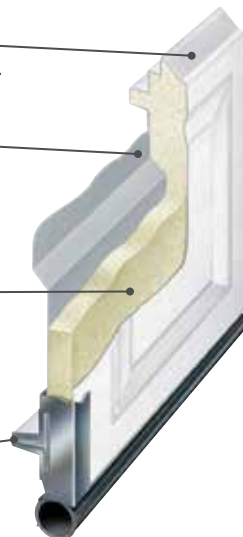
Model 9100 utilizes a ToughGard® backer, while **Model 9605** provides additional protection with a steel backer.

Foamed-In-Place Polyurethane

Insulation provides thermal efficiency with a U-factor* of 0.26 and an R-value** of 9 for Model 9100 and a U-factor* of 0.26 and an R-value** of 10 for Model 9605.

Integral Struts

add rigidity and strength for long life and smooth operation.



High Cycle Spring Option

Choose a 25,000 cycle spring for more than twice the life of a standard torsion spring.

TorqueMaster® Plus Counter Balance System

Contains springs safely inside a steel tube to prevent accidental release of tension that could cause injury and features anti-drop safety technology.

Wind Load Options



Available with structural reinforcements for use in coastal or high wind region.

Limited Lifetime Warranty




*U-factor is independently tested and verified per ANSI/DASMA 105 using solid doors and specific product sizes.

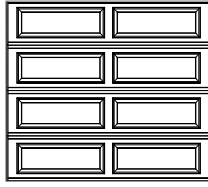
**Wayne Dalton uses a calculated door section R-value for our insulated doors.

1 Choose Your Style


Doors shown are 8'x7'. Other sizes may have different panel configurations. See Dealer for details.




Short panel




Long panel



Vertical Short panel



Vertical Long panel



Flush panel

2 Choose Your Color

Paint finishes



White



Almond



Sandstone



Gray



Brown



Model 9605 is available with the TruChoice® Color System, Wayne Dalton's custom painting process that offers more than 6,000 colors. See dealer for details.

Actual colors may vary from brochure due to fluctuations in the printing process. Always request a color sample from your dealer for accurate color matching.



Model 9100, Flush panel, Brown finish

3 Choose Your Windows



Arched Stockton Long



Ashton Long



Cascade Long



Cascade Short



Cathedral Long



Cathedral Short



Clear Long



Clear Short



Prairie Long



Prairie Short



Ruston Long



Sherwood Long



Sherwood Short



Stockbridge Long (3-Lite)



Stockbridge Long (4-Lite)



Stockford Long



Stockton Long (4-Lite)



Stockton Long (6-Lite)



Stockton Long (8-Lite)




Stockton Long (8-Lite Arch)



Stockton Long (12-Lite)



Stockton Short



Waterton Long



Waterton Short



Williamsburg Long



Williamsburg Short



Wyndbridge Long



Arched Stockton Long 4 pc



Williamsburg Long 4 pc

Choice of single or double arch is available for arched top double car windows

WINDOW AVAILABILITY BY DOOR PANEL STYLE

SHORT & FLUSH PANEL

- *Arched Stockton Long
- Ashton Long
- Cascade Short & Long
- Cathedral Short & Long
- Clear Short & Long
- Prairie Short & Long
- Ruston Long
- Sherwood Short & Long
- Stockbridge Long (3-Lite)
- Stockbridge Long (4-Lite)
- Stockford Long
- Stockton Long (4, 6, 8 & 12-Lite)
- Stockton Long Arch (8-Lite)
- Stockton Short (4-Lite)
- Waterton Short & Long
- *Williamsburg Long (2 pc & 4 pc)
- *Williamsburg Short (4 pc & 8 pc)
- Wyndbridge Long (2 pc, 3 pc & 4 pc)

VERTICAL SHORT PANEL

- *Arched Stockton Long
- Ashton Long
- Cascade Short & Long
- Cathedral Short & Long
- Clear Short & Long
- Prairie Short & Long
- Ruston Long
- Sherwood Short & Long
- Stockbridge Long (3-Lite)
- Stockbridge Long (4-Lite)
- Stockford Long
- Stockton Long (4, 6, 8 & 12-Lite)
- Stockton Long Arch (8-Lite)
- Stockton Short (4-Lite)
- Waterton Short & Long
- Williamsburg Long (2 pc & 4 pc)
- Wyndbridge Long (2 pc, 3 pc & 4 pc)

LONG & VERTICAL LONG PANEL

- *Arched Stockton Long
- Ashton Long
- Cascade Long
- Cathedral Long
- Clear Long
- Prairie Long
- Ruston Long
- Sherwood Long
- Stockbridge Long (3-Lite)
- Stockbridge Long (4-Lite)
- Stockford Long
- Stockton Long (4, 6, 8 & 12-Lite)
- Stockton Long Arch (8-Lite)
- Waterton Long
- Williamsburg Long (2 pc & 4 pc)
- Wyndbridge Long (2 pc, 3 pc & 4 pc)

*Available in single and double arch.

Optional window placement (Model 9605 only)



Flush panel, White finish with Clear Long windows.

Clear windows may be arranged vertically or horizontally on Short, Long and Flush panels. Windows placed in the bottom section of a door must use DSB 1/8" or tempered glass.

Glass Options



Clear



Gray Tinted Tempered



Satin Etched Privacy



Obscure

4 Choose Your Decorative Hardware



Arrow



Aspen



Barcelona



Bean



Conifer



Fleur-de-Lis



Spear



Model 9605, Vertical Short panel, Sandstone finish, Stockbridge windows, Decorative hardware

TorqueMaster® Plus

COUNTER BALANCE SYSTEM

Classic Steel Models 9100 and 9605 come standard with the TorqueMaster® Plus; Wayne Dalton's exclusive garage door counterbalance system that safely contains the springs inside a steel tube.

The TorqueMaster® Plus design helps prevent injury to the installer or homeowner that could result from the accidental release of tension and includes an anti-drop safety device. If a spring should happen to break while the garage door is in the up position, the anti-drop device will stop the garage door from going into a free fall. Our exclusive counterbalance system can provide you safety and a more polished appearance.

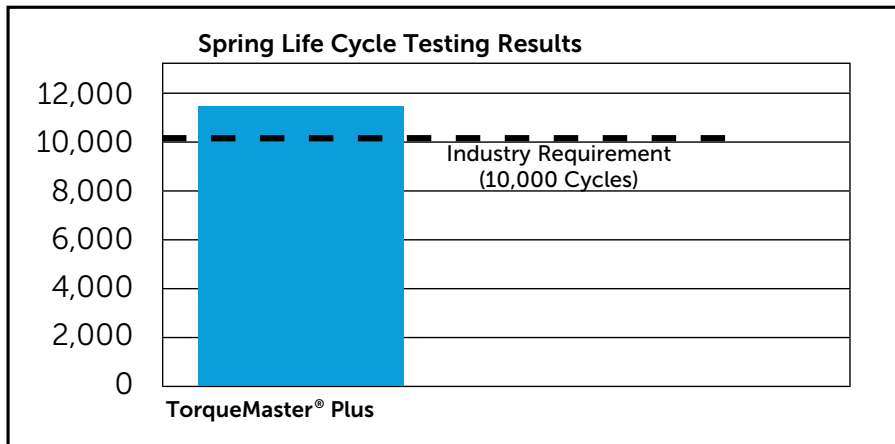
PERFORMANCE FEATURES

- Anti-drop protection
- Easy tension adjustment
- Enclosed springs



On average TorqueMaster® Plus exceeded the industry requirement by 15%.

Wayne Dalton has cycle tested more than 250 TorqueMaster® Plus springs. These tests show the average TorqueMaster® Plus spring life cycle exceeds the minimum cycle life of 10,000 cycles specified by ANSI/DASMA 102.



*Certain door configurations require standard torsion or extension springs. Please work with your dealer on requirements for spring types based on door configuration.



THERMAL PERFORMANCE

Learn more about the advantages of TorqueMaster® Plus.



Wayne Dalton participates in the DASMA Thermal Performance Verification Program. The program verifies the thermal performance of sectional garage doors. The lower the U-factor rating, the better the thermal performance.



Symbol indicates verified U-factor rating in accordance with the DASMA Thermal Performance Verification Program.

AFTER

BEFORE



Model 9100, Vertical Short panel, White finish, Stockton long windows, Decorative hardware



Garage Door Design Center

To see this door on your home, visit wayne-dalton.com, or download our Garage Door Design Center app. Upload a photo of your home and experiment with panel designs, color options, window styles and decorative hardware designs. Instant curb appeal awaits you with just a click of your mouse.

Wayne  Dalton

DISTRIBUTED BY:

2501 S. State Hwy. 121 Bus., Ste 200
Lewisville, TX 75067

wayne-dalton.com



© 2024 Wayne Dalton, a Division of Overhead Door Corporation. Consistent with our policy of continuing product improvement, we reserve the right to change product specifications without notice or obligation. Item W900-907 10/24