


ROLL-UP SHEET DOORS



- 790-CW COMMERCIAL WIND LOAD DOOR
- 780-CD COMMERCIAL DOOR
- 770-SS SELF STORAGE DOOR

WAYNE DALTON™ SELF STORAGE SOLUTIONS

Finish the job with confidence—Wayne Dalton offers everything you need for your self storage facility, including sheet doors, interior hallway systems, pre-engineered wall panels, burglar bars, corner guards and more.


All from one trusted source.

ROLL-UP SHEET DOORS

Wayne Dalton’s Roll-up Sheet Doors offer the perfect solution when your project requires an attractive and solidly constructed sheet door that is also easy on your budget. These doors incorporate innovative design elements that enable fast installation and ensure smooth operation for long door life.

- 26-gauge, roll-formed galvanized steel curtain enhances strength and maximizes wind load performance
- Unique curtain profile facilitates smooth operation and minimizes curtain damage
- Stepped rings allow tight, uniform curtain wrap and minimize headroom requirements
- Bearings prevent steel-to-steel contact, improve door operation and increase door shaft life
- 790-CW commercial door sizes to 20' wide x 16' high (6,096 mm x 4,877 mm)
- 780-CD commercial door sizes to 16' wide x 16' high (4,877mm x 4,877 mm)
- 770-SS self-storage door sizes from 3' wide x 7' high (914 mm x 2,134 mm) up to 10' wide x 10' high (3,048 mm x 3,048 mm)

FINISH OPTIONS




White



Glossy White



Silhouette Gray



Buckskin



Desert Tan



Walnut Brown



Bronze



Matte Black



Forest Green



Teal



Dark Teal



Polar Blue



Royal Blue



Garnet Red

Actual colors may vary from brochure due to fluctuations in the printing process. Always request a color sample from your Dealer for accurate color matching.

MODEL	MAX WIDTH	MAX HEIGHT	APPLICATION-DUTY	STEEL GAUGE
790-CW	20'0" (6,096 mm)	16'0" (4,877 mm)	Commercial/ Wind load	26-gauge steel
780-CD	16'0" (4,877 mm)	16'0" (4,877 mm)	Commercial	26-gauge steel
770-SS	10'0" (3,048 mm)	10'0" (3,048 mm)	Self storage	26-gauge steel

OPTIONS

- Genie® commercial operators
 - GCL-MH Medium-Duty Hoist; available on Models 780-CD and 790-CW
 - GCL-LJ Light-Duty Jackshaft with powerful 24 volt DC motor; available on Models 770-SS, 780-CP and 790-CW
- Chain hoist with reduced drive, non-handed quick-connect components standard on some 790-CW and 780-CD doors, depending upon size
- Exterior curtain slide lock (accepts cylinder lock or 2 padlocks*) right or left handed available on 790-CW and 780-CD
- Jamb extension brackets for steel/wood jambs available on 790-CW and 780-CD
- Header draft seal

*Cylinder locks and padlocks not provided



COMMERCIAL DOORS



MODEL 790-CW

- Max. standard width – 20' (6,096 mm)
- Max. standard height – 16' (4,877 mm)
- Counterbalance assembly – 12" (305 mm), steel stepped rings to minimize headroom and enhance door operation
- Wind load – integrated curtain wind locks and guide to withstand wind load to minimum design pressures of 22/-22 psf (107/-107 kgf/sq m)
- Universal guides 14-gauge, roll-formed galvanized steel with pre-punched through-hole design for mounting to concrete, masonry, steel or wood jambs
- Headplate – 11-gauge steel
- Bottom bar – extruded aluminum reinforced with steel, roll-formed angles
- Lock – Interior bottom bar slide lock (left and right handed)



MODEL 780-CD

- Max. standard width – 16' (4,877 mm)
- Max. standard height – 16' (4,877 mm)
- Counterbalance assembly – 12" (305 mm), steel stepped rings to minimize headroom and enhance door operation
- Universal guides – 18-gauge, roll-formed galvanized steel with pre-punched through-hole design for mounting to concrete, masonry, steel or wood jambs
- Headplate – 11-gauge steel
- Bottom bar – Extruded aluminum reinforced with steel, roll-formed angles
- Lock – Interior bottom bar slide lock (left and right handed)



MODEL 770-SS

- Max. standard width – 10' (3,048 mm)
- Max. standard height – 10' (3,048 mm)
- Counterbalance assembly – 9" (229 mm), steel stepped rings to minimize headroom and enhance door operation
- Universal guides – 18-gauge, roll-formed galvanized steel with pre-punched through-hole design for mounting to concrete, masonry, steel or wood jambs
- Headplate – 11-gauge steel
- Quick-connect bottom bar stops – 14-gauge galvanized steel, with roller bearings
- Lock – Exterior curtain slide lock (accepts cylinder lock or 2 padlocks*) (right or left handed)

*Cylinder locks and padlocks not provided

4

Model 780-CD, White finish



Architect Resource



Scan the QR code to go to our Architect Resource Center. In this tool, you will quickly find all of the specifications, drawings and documents you need for your project.

Wayne  Dalton™

DISTRIBUTED BY:

2501 S. State Hwy. 121 Bus., Ste 200
Lewisville, TX 75067

wayne-dalton.com



©2025 Wayne Dalton, a Division of Overhead Door Corporation. Consistent with our policy of continuing product improvement, we reserve the right to change product specifications without notice or obligation. Item W900-1485 08/25