



Richards-Wilcox™
Garage Doors

POLYTITE



P175 & P175T OVERHEAD SECTIONAL POLYCARBONATE DOOR

- Panels made with 5/8" (16mm) thick, triple-walled polycarbonate sheet are lightweight, providing easy operation with minimum stress on hardware components.
- Translucent polycarbonate panels provide a naturally-lit, inviting work environment and help reduce winter heating costs through the effects of solar heat gain.
- Polytitle doors are extremely impact-resistant and can withstand long-term exposure to extreme elements such as sun, wind, rain and snow without cracking or splitting.
- Particularly suited for service garages but ideal for all types of industrial, agricultural, commercial, institutional and residential overhead door installations where an attractive, light-transmitting, strong, lightweight door is desired.
- P175T comes standard with insulated Thermanite panel section fabricated from pre-painted, hot dipped galvanized steel sheets with rigid polyurethane insulation core, face sheet stucco embossed and rib reinforced.

PRODUCT SPECIFICATIONS

SECTION DETAILS

SECTION THICKNESS

P175 / P175T 1 3/4" (45mm)

POLYCARBONATE PANELING

The external side of the Polycarbonate is protected with a coextruded layer warranting resistance to atmospheric agents and U.V. rays.

Thickness: 5/8" (16mm)
Structure: Triple-walled
Weight: 0.553lbs/sq ft (2.69 kg/sq m)
R-Factor: 2.500 ft² hF/Btu
U-Factor: 2.271 W/m²K

Fire Reaction: ASTM E84-01 Flame spread and smoke Developed: Class A.

Solar Heat Gain Coefficient: Clear: 75%
Light Transmission: Clear: 74%

STILES AND RAILS

Fabricated from 6063-T6 aluminum alloy extrusions, extrusion thickness 0.063" (1.6mm) thick, and 0.090" (2.18mm) thick at hardware mounting locations.

End Stiles: 2 1/2" (64mm) wide aluminum;
 Double end stiles for doors 16'-3" (4953 mm) wide & over.

Centre Stiles: 3" (76mm) wide aluminum
Pair of Meeting Rails: 4 1/2" (114mm) high aluminum
Top Rail: 2 3/16" (56mm) high aluminum
Bottom Rail: 2 9/16" (65mm) high aluminum

REINFORCEMENT AS REQUIRED BY WINDLOAD

Where required, Full width integral horizontal, reinforcement truss at meeting rails as required. Galvanized steel truss as required.

THERMATITE BOTTOM SECTION (optional top section)

Insulated sections fabricated from pre-painted, hot dipped galvanized, steel sheet; with rigid polyurethane insulation core, CFC and HCFC free, face sheet stucco embossed and rib reinforced.

For structural integrity, all doors 20'-0" and wider, the Thermatite bottom section is standard.

Doors less than 20'-0" wide the Thermatite bottom section is optional.

P175T R 16 ft² hF/Btu (calculated)

MAXIMUM OPENING WIDTH* 24'-2" (7366)*

MAXIMUM OPENING HEIGHT* 18' (5512 mm)*

COLOURS


Standard Lens Colours

(Orange Peel is available in Clear and Bronze)

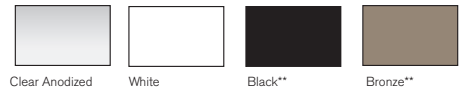


Optional Lens Colours

(Available upon request)

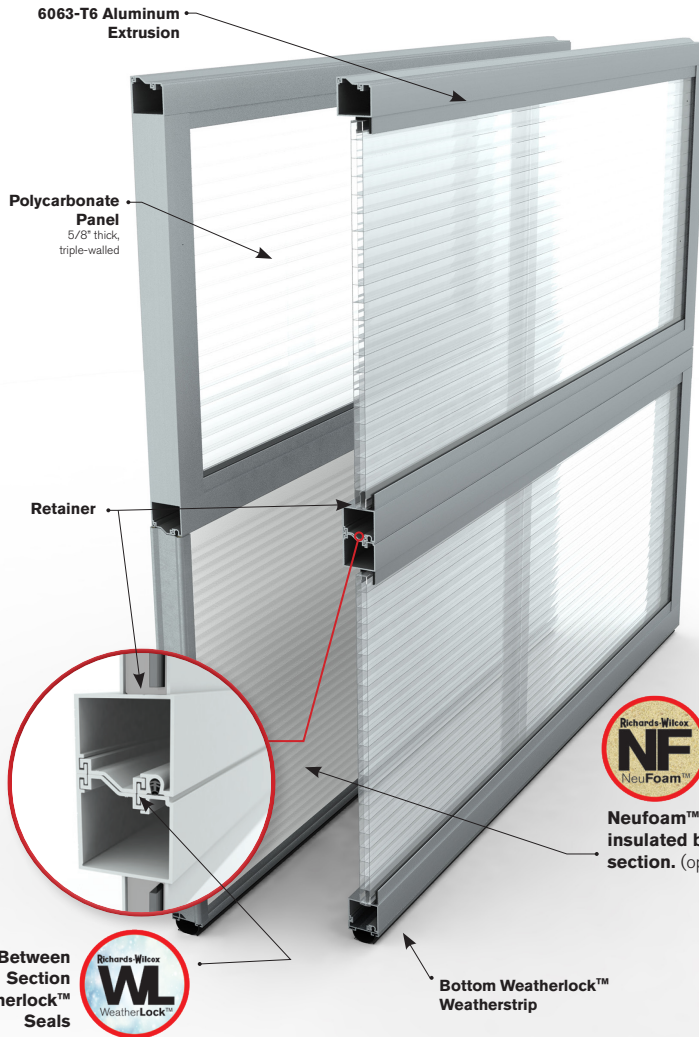


Stock Stiles and Rail Colours:



A variety of stile and rail colours are available with ArmorBrite™ Powder Coat Systems. See factory and/or dealer for details.

*For larger sizes, please consult factory. **Upcharge for colour applies to these options.



SECTION & STILE SCHEDULE

| DOOR OPENING HEIGHT | Sections High | DOOR WIDTH | # of Stiles |
|-------------------------------------|---------------|-------------------------------------|-------------|
| 7'-1" to 8'-1" (2159mm to 2464mm) | 4 | Up to 9'-2" (2794mm) | 1 |
| 8'-2" to 10'-1" (2489mm to 3073mm) | 5 | 9'-3" to 12'-2" (2819mm to 3708mm) | 2 |
| 10'-2" to 12'-1" (3099mm to 3683mm) | 6 | 12'-3" to 16'-2" (3734mm to 4928mm) | 3 |
| 12'-2" to 14'-1" (3708mm to 4293mm) | 7 | 16'-3" to 19'-2" (4953mm to 5842mm) | 4 |
| 14'-2" to 16'-1" (4318mm to 4902mm) | 8 | 19'-3" to 24'-2" (5867mm to 7366mm) | 5 |
| 16'-2" to 18'-1" (4928mm to 5512mm) | 9 | | |

WARRANTY

Polytite Panels: 10 years against breakage, excessive yellowing and loss of light transmission

Materials and workmanship: 1 year



Richards-Wilcox™
Garage Doors

1-800-667-1572
www.rwdoors.com



MADE IN CANADA