

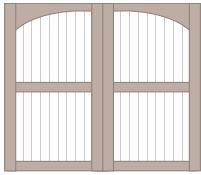
# CHALET




# CHALET SPECS

## Representative Panel Styles

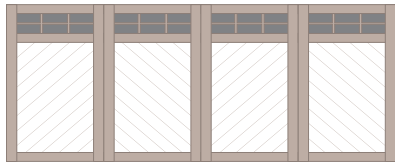
Choose from faux-over-steel or faux-over-faux.  
Faux is dense polyurethane foam textured like wood.



Standard Arch [9007]



Arched Barn Door [9011D]



Chevron with Windows [9014]

## Insulation

Add insulation for thermal efficiency, noise reduction, durability, and minimal upkeep.

**i4 R14**

Steel + 2 Insulation Layers + Steel

**i4 R18**


Cladding + Steel + 2 Insulation Layers + Steel

## Window Tint


Insulated glass options are available for all window types. Glass and acrylic have different tints.



### Glass/Acrylic



### Laminate



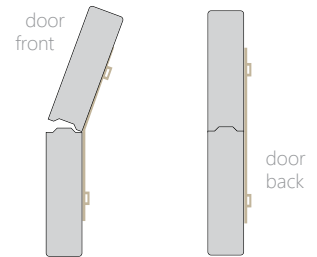
## Hardware

Includes roller, track and accessories for a strong and lasting door system.

Martin Premium Hardware Package




Limited Lifetime Warranty †



## Wood Colors

Wood Stains | 5 Year Warranty†



## Wood Species



## Steel Color Options

Long-lasting baked-on enamel steel paint.\*



## Duo-Tone Finish Option

Combine two color choices on one Chalet door. Choose two complementary finishes to enhance the look of your home.



Light Almond & Walnut Wood Grain



Weathered Gray Steel & Ash Wood Grain

*The above samples are just a very small example of combinations from our 140+ color selection. Find more color combinations with our online Door Builder.*

\*\*\* Please obtain physical samples before ordering.\*\*\*

CONTACT YOUR MARTIN DOOR DEALER TODAY

Martin is now a member of  
THE PGT INNOVATIONS FAMILY OF BRANDS



2828 S 900 W, Salt Lake City, UT 84119  
1-800-388-9310  
[martindoor.com](http://martindoor.com)



08/2023